









VEHICLE CATEGORY CHART





PASSENGER VEHICLES

	Description	Category of vehicle
	Vehicles designed and constructed for the carriage of passengers and comprising of no more than eight seats in addition to the driver's seat.	M1
	Vehicles designed and constructed for the carriage of passengers, comprising of more than eight seats in addition to the driver's seat and having a maximum mass not exceeding 5 tonnes.	M2
	Vehicles designed and constructed for the carriage of passengers, comprising of more than eight seats in addition to the driver's seat and having a maximum mass exceeding 5 tonnes.	M3
	Motor caravans, ambulances, hearses, armoured cars, wheelchair-accessible vehicles (WAVs).	M1 (Special Purpose Vehicles)

GOODS VEHICLES

	Description	Category of vehicle
	Vehicles designed and constructed for the carriage of goods and having a maximum mass not exceeding 3.5 tonnes.	N1
	Vehicles designed and constructed for the carriage of goods and having a maximum mass exceeding 3.5 tonnes but not exceeding 12 tonnes.	N2
	Vehicles designed and constructed for the carriage of goods and having a maximum mass exceeding 12 tonnes.	N3
	Armoured Goods vehicles.	N1 (Special Purpose Vehicles)

TRAILERS

	Description	Category of vehicle
	Trailers with a maximum mass not exceeding 0.75 tonnes.	O1
	Trailers with a maximum mass exceeding 0.75 tonnes but not exceeding 3.5 tonnes.	O2
	Trailers with a maximum mass exceeding 3.5 tonnes but not exceeding 10 tonnes.	O3
	Trailers with a maximum mass exceeding 10 tonnes.	O4

Note 1 – Special Purpose Vehicles : The vehicles shown as 'Special Purpose' vehicles are given certain dispensations where it can be demonstrated to the Inspecting Authority that due to its design, it cannot comply with the technical requirements.

Note 2 – Goods Vehicles : In the case of a towing vehicle designed to be coupled to a semi-trailer or centre-axle trailer, the mass to be considered for classifying the vehicle is the mass of the tractor vehicle in running order, increased by the mass corresponding to the maximum static vertical load transferred to the tractor vehicle by the semi-trailer or centre-axle trailer and, where applicable, by the maximum mass of the tractor vehicles own load.

Note 3 – Trailers : In the case of a semi-trailer or centre-axle trailer, the maximum mass to be considered for classifying the trailer corresponds to the static vertical load transmitted to the ground by the axle or axles of the semi-trailer when coupled to the towing vehicle and carrying its maximum load.